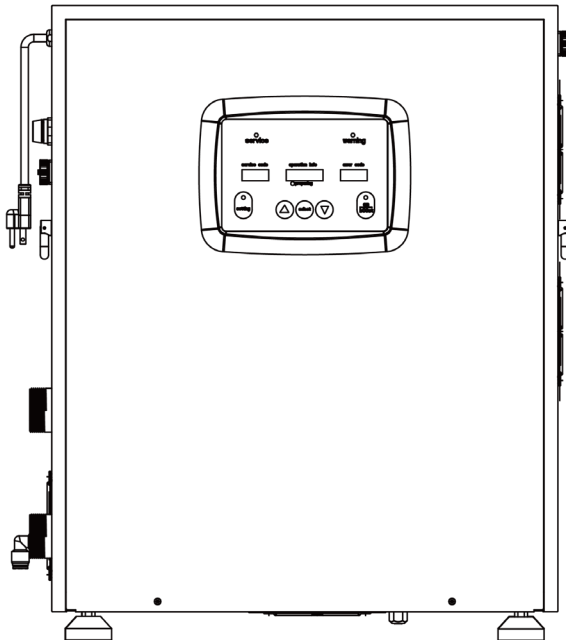


OWS-1

Model EOS8131-CD




TROUBLESHOOTING MANUAL




TROUBLESHOOTING

Use the following guide to self-check your problems before requesting repairs. If you come into a conclusion that problem has occurred, do NOT attempt to disassemble and repair the product yourself, but contact BES Group or your dealer for support.

Sometimes suspected problem is remedied by disconnecting the power plug and then re-connecting it.

Problem	Possible Cause	Corrective Action
System do not start.	No Power.	Verify that main supply conductors are properly connected and that correct voltage is present.
	Bad Power Unit(s)	Contact your BioSure Professional dealer or service provider for service.
No ozone concentration in output; no error displayed.	Loosen Connection.	Open the removable covers and identify the leaking position. Fasten the connection.
	Cracking/Broken Component.	Contact your BioSure Professional dealer or service provider for service.

Problem	Possible Cause	Corrective Action
<p>Ozone leakage detected.</p>	<p>Loosen Connection.</p> <p>Cracking pipes.</p> <p>Bad Ozone Gas Solenoid Valve.</p> <p>Bad Off-Gas Destructor.</p>	<p>Contact your BioSure Professional dealer or service provider for service immediately.</p>
<p>Error Code: E10 All functions suspended.</p>  <p>E Error Message: Failures of EOG Modules are detected with a major reason that the operating voltage is found too low.</p>	<p>Bad EOG Cell(s)</p>	<p>Contact your BioSure Professional dealer or service provider for service and replacement.</p>
<p>Error Code: E35 All functions suspended.</p>  <p>E Error Message: Input water pressure found too high.</p>	<p>High Pressure.</p>	<p>Correct input water pressure and then re-start the unit.</p>

Problem	Possible Cause	Corrective Action
<p>Error Code: E45 All functions suspended.</p>  <p>E Error Message: EOG water refilling timeout.</p>	<p>Low Pressure.</p>	<p>Correct input water pressure and then re-start the unit.</p>
<p>Error Code: E55 All functions suspended.</p>  <p>E Error Message: System temperature found too high. (>56°C)</p>	<p>High Ambient Temp.</p>	<p>Correct ambient temperature or enhance on-site air-cooling performance and then re-start the unit.</p>
<p>Error Code: E56 All functions suspended.</p>  <p>E Error Message: Inside water temperature found too high. (>56°C)</p>	<p>Improper Input Temp.</p>	<p>Check the input water temperature.</p>
	<p>Bad fan(s)</p>	<p>Contact your BioSure Professional dealer or service provider for service.</p>